


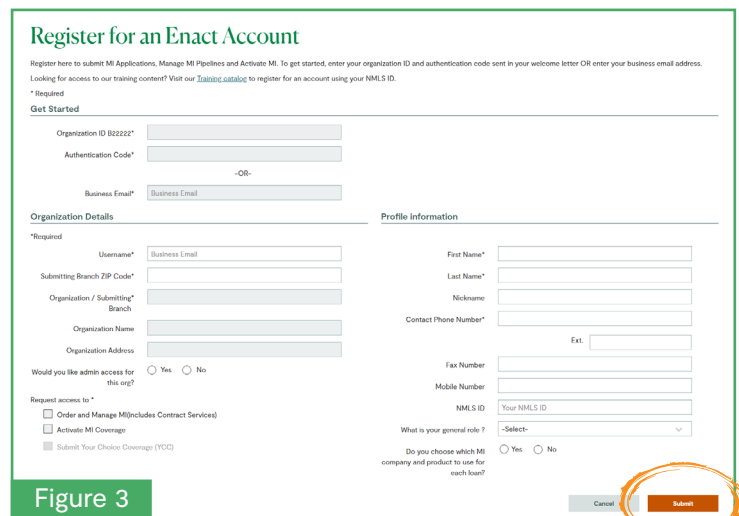
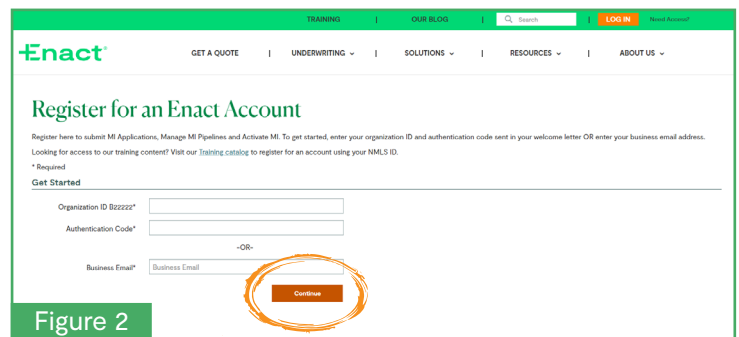
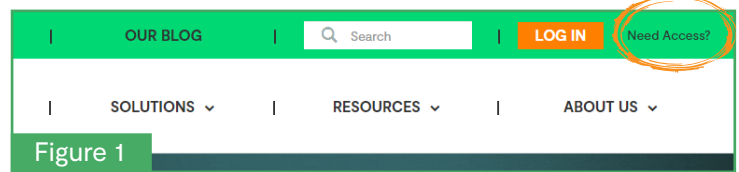
How to create a user account

EnactMI.com

Use these step-by-step instructions to register on our website.

1. Visit our website at EnactMI.com
2. Select **Need Access?** from the upper right corner. (Fig 1)
3. Enter the last 4 digits of your **Organization ID AND the Authentication Code** sent in your welcome letter.
 - a) Your Organization ID:
 - b) Your Authentication Code:OR
Enter your **business email address**, then select **Continue**. (Fig 2)
4. If business email address is used, check your email for a temporary confirmation code, enter it then **Continue**.
5. Fill in your Organization Details and Profile Information. Once done, select **Submit**. (Fig 3)
6. Your account has been created! A temporary activation email will be sent to your email address. (Fig 4)
7. Click the link in the email to create your permanent password. (Fig 5)
8. That's it! You can now **create, manage,** and **activate** your applications.

Have any questions or need assistance?
Contact the Enact ActionCenter® at
800-444-5664.



01930.0424

Enact mortgage insurers include Enact Mortgage Insurance Corporation and Enact Mortgage Insurance Corporation of North Carolina.
© 2024 Enact Holdings, Inc. All rights reserved.

