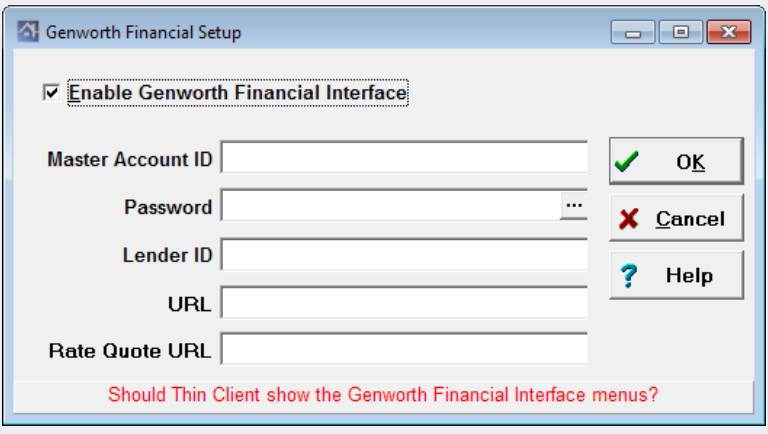




Quick Reference Administration Guide for PCLender

Enable Interface

Path: Loan Ledger > File > Background > Interfaces > Genworth Financial



Genworth Financial Setup

☒ **Enable Genworth Financial Interface**

Master Account ID

Password

Lender ID

URL

Rate Quote URL

OK Cancel Help

Should Thin Client show the Genworth Financial Interface menus?

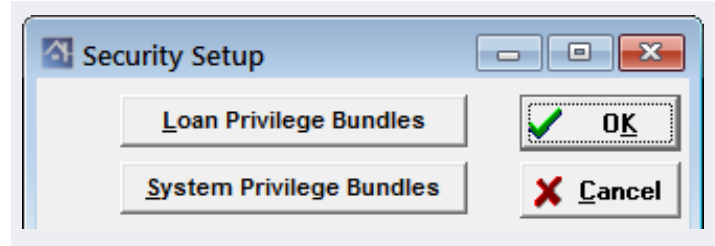
To enable the interface:

1. Open the *Genworth Financial Setup* screen.
2. Select the **Enable Genworth Financial Interface** checkbox.
When selected, users with proper security rights can access the interfaces from the **Interfaces** menu and select **Loan Overview**.
3. Enter the interface credentials:
 - **Master Account ID** – master account identifier (assigned by Genworth)
 - **Password** – account password (supplied by Genworth)
 - **Lender ID** – identification number (supplied by Genworth)
 - **URL** – enter or select the URL used to send request for MI certificate (for testing or production), supplied by PCLender
 - **Rate Quote URL** – enter or select the URL used to send interface Rate Quote requests (for testing or production), supplied by PCLender
4. Click **OK**.

Security

Access to the Genworth Financial interface is controlled by LOS security and configured in both System and Loan Privilege Bundles.

Path: Loan Ledger > File > Background > Security > Security Levels



Security Setup Screen

System Privilege Security

These security settings control whether LOS administrators or end-users can view or modify the interface. *Setup* screen item from the **Loan Ledger** (File > Background > Interfaces > 'vendor').

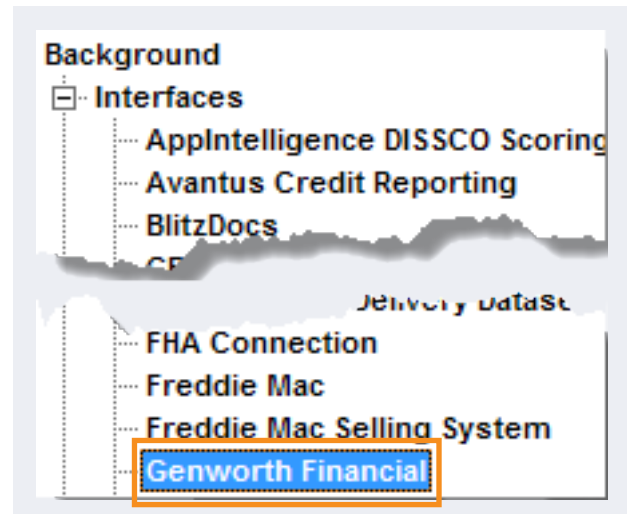
To configure the interface security for system privilege bundles:

1. Open the *Security Setup* screen, and then click **System Privilege Bundles**.
2. Double-click the bundle you want to configure.
3. Scroll to **Background**, and then select **Interfaces**.
4. Locate the **Genworth Financial** listing.
5. Set the security rights within the selected bundle using the available check boxes:
 - **No Access** – when selected, users cannot access or view the interface *Setup* screen
 - **Read Only** – when selected, users can access the interface *Setup* screen but cannot modify any of the field values or selections
 - **Edit** – when selected, users can access and modify items on the interface *Setup* screen

Note: If none of these check boxes is selected, the LOS acts as if all options are selected.

Tip: Click on a setting option to select it and then click again to de-select it.

6. Save the changes and exit the screen.



Interface Security Setup (System Privilege Bundle Details)

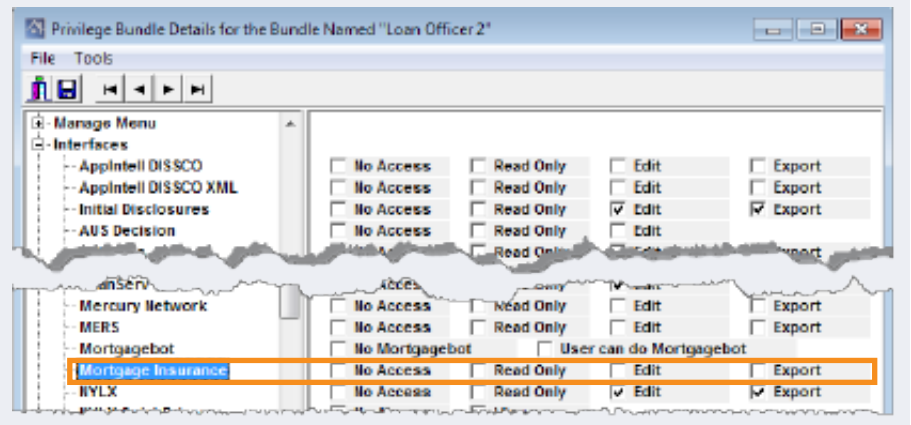
Loan Privilege Security

These security settings control whether LOS end-users can access the interface from the **Loan Overview** to make requests, import results, or view status (Interfaces > 'vendor').

Note: The PCLender LOS does not support different company or vendor-specific security for mortgage insurance at the loan level. The loan privilege security settings are the same for all mortgage insurance vendors that have been enabled for the customer.

To configure mortgage insurance security for loan privilege bundles:

1. Open the Security Setup screen, and then click **Loan Privilege Bundles**.
2. Double-click the bundle you want to configure.
3. Scroll to **Interfaces**, and then select **Mortgage Insurance**.
4. Set the security rights within the selected bundle using the available check boxes:



Interface Security Setup (Loan Privilege Bundle Details)

- **No Access** – when selected, end-users cannot access interface screens
- **Read Only** – when selected, end-users can access interface screens and features but cannot modify or enter values in any of the available fields
- **Edit** – when selected, end-users can access and modify interface screens and features
- **Export** – when selected, end-users can export interface results from the LOS

Note: If none of these check boxes is selected, the LOS acts as if all options are selected.

5. Save the changes and exit the screen

FOR MORE INFORMATION

Our ActionCenter® representatives are happy to help! **800.444.5664**

Genworth Mortgage Insurance | 8325 Six Forks Rd | Raleigh, NC 27615 | mi.genworth.com