

Encompass® MI Activation Admin Guide

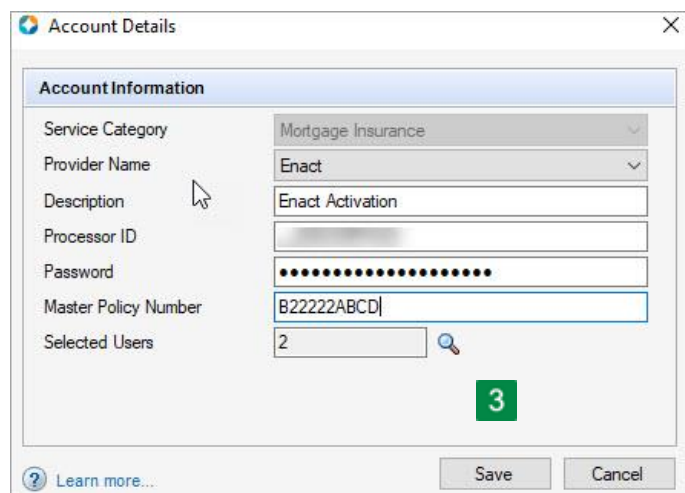
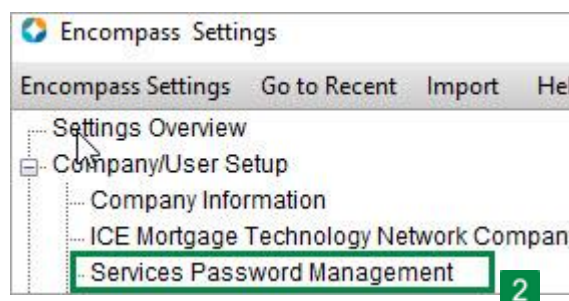
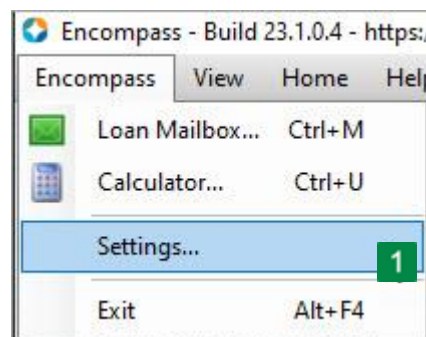
Credentials

To utilize the Enact MI Activation functionality in Encompass, a Services Password Manager profile must be created if one does not exist.

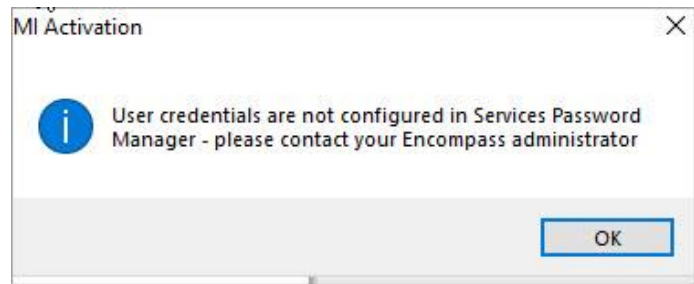
- 1) To create a profile, click **Encompass > Settings**.
- 2) From Settings, expand **Company/User Setup** and select **Services Password Manager**.
- 3) Click the Add icon and complete all applicable fields. Once complete, select users to add to the profile. Click **Save**.

Note

The MI Activation process uses the current Enact credentials (no new credentials are necessary).



- 4) If a user attempts to activate an Enact MI certificate without having credentials assigned in the Services Password Manager, the following message will be displayed.



FOR MORE INFORMATION

Our ActionCenter® representatives are happy to help!
800-444-5664 or Action.Center@EnactMI.com.
Enact | 8325 Six Forks Road | Raleigh, NC 27615 | EnactMI.com

For Encompass support, call 800-777-1718.