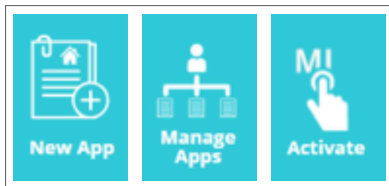


# Order and Edit MI Online

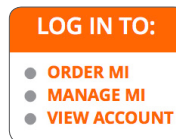
How to create a user account on [new.mi.genworth.com](http://new.mi.genworth.com)

Use these handy step-by-step instructions to register on our new website.

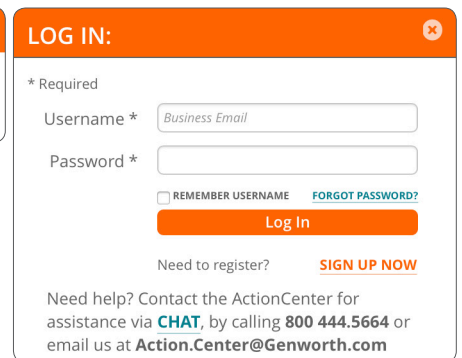
1. Visit our website at [new.mi.genworth.com](http://new.mi.genworth.com)
2. Select the orange **Log In** button in the upper right corner *(Fig 1)*
3. Select **SIGN UP NOW** to register *(Fig 2)*
4. Enter the last 4 digits of your **Organization ID** AND the **Authentication Code** sent in your welcome letter  
OR  
Enter your **business email address**, then select **Continue**. *(Fig 3)*
4. Check your email for a **temporary confirmation code**, enter it then **Continue**
5. Create your permanent password and complete your profile information to customize your preferences on our website. *(Fig 4)*
6. That's it! You can create a new MI application using the **New App** tab, Manage your pipeline using the **Manage Apps** tab, or Activate Applications using the **Activate** tab.



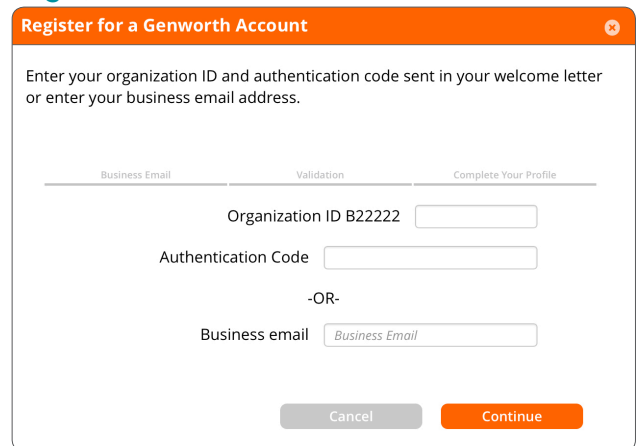
*(Fig 1)*



*(Fig 2)*



*(Fig 3)*



## For More Information

If you have any questions or need assistance call the Genworth ActionCenter® at 800 444.5664.

*Let's help someone buy a house today.*